


Jigsaw RE: (Discovery RE's big sister)



Jigsaw RE is a progressive and challenging Scheme of Learning for Religious Education for ages 3-11. It adopts a worldviews/enquiry-based approach to teaching and learning.

It is due to be launched in 2023.

Jigsaw RE

office@janleveragegroup.com | +44 (0)3331 882133

Jigsaw RE: (Discovery RE's big sister)

Jigsaw RE builds on and develops Discovery RE's medium-term planning into a full-blown lesson-by-lesson scheme of learning including all the teaching materials needed and a full assessment package, not to mention ongoing mentor support, access to free training and a multitude of support documents on the Community Area, along with webinars and networks.

It is by far a bigger, more comprehensive package than Discovery RE but does not invalidate Discovery RE. The new easy-to-navigate Jigsaw RE online portal makes teaching RE a pleasure.

Discovery RE, translated into lesson plans in the right way, will be able to support schools to implement the vast majority of agreed syllabi and we will produce mapping documents to show exactly how.

Many of the Discovery RE enquiry questions have been retained in Jigsaw RE and developed, now having full lesson planning slides, notes and resources; but new enquiries have also been added.


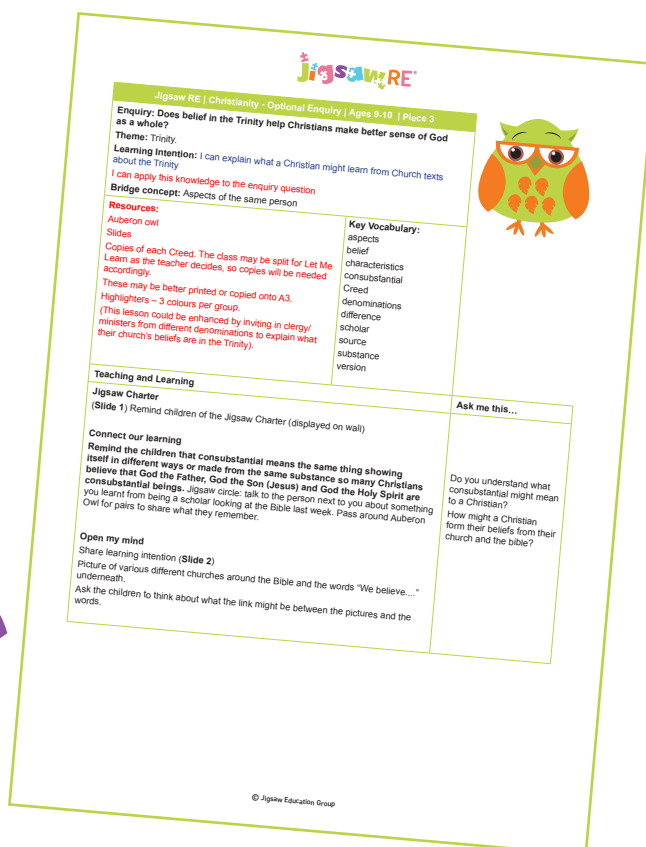
Jigsaw RE also includes an assembly (collective worship) relating to each enquiry, a set of original assembly songs composed specially by our Jigsaw composer, as well as knowledge organisers, teacher background knowledge sheets and so much more.

Imagine that...80+ half-term enquiries, each with a related whole-school assembly, and original music... all in a unique RE scheme of work.

Christianity is taught in every year group, with Christmas and Easter given deeper investigation each year, developing the learning in a progressive way. There are also progressive enquiries for Buddhism, Humanism, Islam, Judaism, Sanatana Dharma (Hinduism), and Sikhi in every 2-year age span (5-7, 7-9, 9-11), plus enquiries into Baha'i, as well as 6 enquiries for Nursery and 6 for Reception.

Choices can be made as to which religion/worldview to teach alongside Christianity in every year group, thus allowing for the diversity of nationally and locally agreed syllabi, and the individual preferences of every school. The planning provides 6 lessons (which we call 'pieces') in each half-term enquiry. Each piece is in the following format to manage the cognitive load of the children as they understand the expectations of each part and have ample opportunity to recap and embed their learning:

The lesson structure aligns to the tried and tested Jigsaw PSHE structure.

Jigsaw RE

Jigsaw RE | Christianity - Optional Enquiry | Ages 9-10 | Piece 3

Enquiry: Does belief in the Trinity help Christians make better sense of God as a whole?

Theme: Trinity.

Learning Intention: I can explain what a Christian might learn from Church texts about the Trinity.

I can apply this knowledge to the enquiry question

Bridge concept: Aspects of the same person

Resources:
Auberon owl
Slides
Copies of each Creed. The class may be split for Let Me accordingly.
These may be better printed or copied onto A3.
Highlighters - 3 colours per group.
(This lesson could be enhanced by inviting in clergy ministers from different denominations to explain what their church's beliefs are in the Trinity).

Key Vocabulary:
aspects
belief
characteristics
consubstantial
Creed
denominations
difference
scholar
source
substance
version

Teaching and Learning

Jigsaw Charter
(Slide 1) Remind children of the Jigsaw Charter (displayed on wall)

Connect our learning
Remind the children that consubstantial means the same thing showing itself in different ways or made from the same substance so many Christians believe that God the Father, God the Son (Jesus) and God the Holy Spirit are consubstantial beings. Jigsaw circle: talk to the person next to you about something you learnt from being a scholar looking at the Bible last week. Pass around Auberon Owl for pairs to share what they remember.

Open my mind
Share learning intention (Slide 2)
Picture of various different churches around the Bible and the words "We believe..." underneath.
Ask the children to think about what the link might be between the pictures and the words.

Ask me this...
Do you understand what consubstantial might mean to a Christian?
How might a Christian form their beliefs from their church and the bible?

© Jigsaw Education Group

The use of the Jigsaw RE Charter to ensure that the learning can take place in a safe and respectful environment					
Connect our learning	Open my mind	Tell me or show me	Pause Points	Let me Learn	Help me reflect
An interactive activity or game to revisit the prior learning and an opportunity for formative assessment	A prompt to focus the children on the today's learning, allowing them to consider it for themselves and formulate their own ideas and questions	The teacher imparts the new information in an interactive way, ensuring links to prior learning in the same or other areas are made to enhance the children's schema.	At varying points within the piece, children are encouraged to take time to pause, using the Jigsaw RE Owl, and reflect on a question or issue related to the learning.	The children's opportunity to investigate, apply or embed their learning independently or working with others, in a variety of engaging activities.	A chance to reflect on the learning within the lesson and how they may wish it to impact their own lives. Self-assessment is also provided here.

Assessment is provided for every enquiry using three age-related expectation descriptors for each age range. These expectations (working AT, TOWARDS and BEYOND) give guidance for assessing each of the 3 aspects of learning involved and made explicit in Jigsaw RE through the learning intentions for the piece. Schools can, of course, use the language of their choice to describe these expectations (e.g. developing, secure, exceeding) in order to ensure RE assessment is in line with the school's system. The 3 aspects of learning are colour-coded as follows:

Green: personal resonance with or reflection on...


Blue: knowledge and understanding of...

Red: evaluation/critical thinking in relation to the enquiry question

The colours continue in the assessment Activity Sheets so the teacher can see which activity is focused on which aspect of learning and followed through in the expectation descriptors (Working TOWARDS, Working AT and Working BEYOND) and in the exemplification we provide. This makes it easier to link teaching clearly with learning outcomes and therefore more clearly evidence the impact of the teaching and learning on different aspects of the children's understanding, including their own personal development which is a vital tool for Ofsted.

Jigsaw RE can be a key player in engendering knowledge and understanding which can lead to tolerance and respect for others and their beliefs. It does not, however, teach children to passively accept, but rather encourages evaluation and critical thinking, equipping them to consider belief positions they encounter. Mindfulness is also embedded in every piece, allowing the children to cultivate a sense of awareness on purpose, in a non-judgemental way in the present moment and become aware of any impact the learning or issues it raises, may be having on them.

Jigsaw RE Owl Crew To help children engage with the process of enquiry, we utilise the Jigsaw RE Owl Crew!





Each year group has their own owl, whose name means wisdom or intelligence in a variety of languages. The owls are sources of wisdom so children can ask questions of them. This gives teachers time to think through an appropriate answer and build this into the next lesson. The owls also ask the children questions i.e. the big enquiry question, and any other questions that may support their learning through the enquiry. The owls can also act as the 'talking object' when you are using a Jigsaw Circle to discuss opinions and thoughts on issues being studied.

We continue to offer ongoing support to our schools by:

- The Jigsaw RE mentor service, always on hand to answer any questions and offer support and advice
- Portal access to the Jigsaw RE Community Area which includes additional resources, training and support for teachers and subject leaders
- An ongoing wealth of training and development through our constantly evolving webinar programme.

Our belief is that, using the Jigsaw RE worldviews/enquiry-based model, children's critical thinking skills can be developed, their motivation to learn increased, and their knowledge and understanding of, and empathy with people and their beliefs, religious or otherwise, are enhanced. This approach takes very seriously the philosophy that children are free to make their own choices and decisions concerning religion and belief.

Jigsaw RE will be launched in 2023.

It will be sold on an annual or 3-yearly subscription basis, prices relating to the number of pupils in the school.

Schools using Discovery RE will be contacted and offered a free one-year subscription to Jigsaw RE so they can try it before deciding if it might be worth investing in.

Schools already using Jigsaw, the mindful approach to PSHE, will also be offered a loyalty discount when they subscribe, or may wish to take advantage of the pilot project opportunities we will be offering at no charge.

To receive sample materials and updates please register your interest by emailing us at office@janlevergroup.com and giving us your name and school email address, your school name and postcode and we will keep you in touch with launch date and opportunities.

Any questions feel welcome to email me directly jan@janlevergroup.com

Jan Lever MBE

Schools may like to take advantage of our additional training offer which for Jigsaw RE includes:

- **Introduction to Jigsaw RE Online Training**
- **RE Refresher training**
- **Jigsaw RE Primary Subject Leaders Training** - a 1:1 online session with one our consultant team to support the subject leader. These generally cover a range of issues such as generic issues of RE, support with mapping to locally agreed syllabi, lesson times, assessment, choice of what to teach when, but can be tailored to each individual school or leader need.
- **Annual RE Subject Leader Training** - a course of 3 one-hour webinars to support subject leaders in promoting best practice in RE within their school.

See also our ongoing webinar programme for further professional development and training including how current learning theories are embedded within Jigsaw RE, and our subject knowledge webinars based around a specific religion or worldview.

Please contact us for details of costs. Face to face training is also available subject to availability.

office@janlevergroup.com | +44 (0)3331 882133